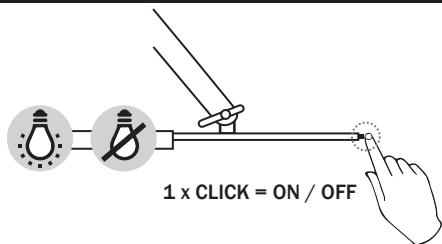


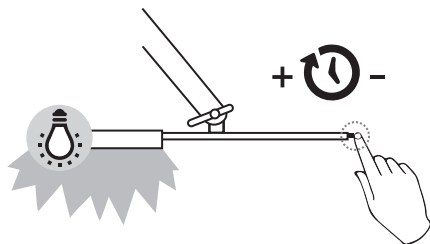


OPERATING INSTRUCTIONS FOR LAMPS EQUIPPED WITH PUSH - SENSOR

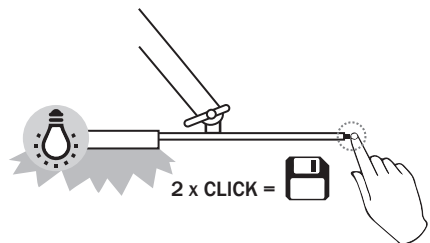
ref: 1409 / ref: 1423 / ref: 1424



1 One push:
ON- OFF.



2 Once lamp is on > depressing push - sensor button to adjust lighting to desired settings can be done by holding push - sensor button down.



3 Once lamp is on > pushing light sensor button twice will active memory feature of lamp and desired setting will be save for next use.

Technical note: Lamps with electronic ballast are equipped to adjust the intensity of light in addition to the consumption of electricity.